



**2015**

**2016-030**

**2016 04**

) (

1

EPC EPC

2

B A

3



**10**

**0.5**

**0**

**10**

**0**

.....	2
.....	7
.....	11
.....	16
.....	31
.....	44
.....	52
.....	53
.....	63
.....	68
.....	199

/		
		2015 1 1 2015 12 31
BOT		
TOT		
PPP		
DBO		
EPC		
BOO		

---

			300388
			Anhui Guozhen Environment Protection Technology Joint Stock Co., Limited.
			GZEP
			91
			230088
			91
			230088
			www.gzep.com.cn
			gzhb@gzep.com.cn

	16 2 4

	18 A		2014 8 1 -2018 12 31

-ref<sup>9</sup>C0A2191C / Tf513.9 65.58

---

	9,192,975.75	14,298,734.70	18,612,320.04	24,757,746.17
	-100,384,169.94	-51,738,691.67	-133,386,173.03	-31,115,920.19





5

55

9

'





"

"



" "

2

10%

	1,044,338,264.91	744,055,017.03	28.75%	2.34%	-1.10%	2.48%
	445,173,497.55	255,549,680.79	42.60%	-2.62%	1.42%	-2.29%
EPC	547,850,379.87	454,704,685.93	17.00%	6.34%	-2.91%	7.90%
	514,527,644.21	416,824,039.90	18.99%	-17.51%	-20.29%	2.83%
	252,513,176.02	163,095,292.60	35.41%	79.56%	85.75%	-2.15%

1

3

4

1	DBO	2015	
2			
		2016	8
3			
4	PPP	2015	11 10
5	BOT		
6			2016 4
7			
8			
9			PPP
		5	3 80%
10	PPP		

11

PPP

2016

**5**

		2015		2014		
		255,549,680.79	34.35%	251,961,356.48	33.49%	1.42%
EPC		454,704,685.93	61.11%	468,321,415.80	62.25%	-2.91%
		33,800,650.31	4.54%	32,056,056.96	4.26%	5.44%

**6**

1

1		212,385,958.93	20.30%
2		53,312,554.66	5.10%
3		43,793,366.83	4.19%
4		35,663,984.44	3.41%
5		33,420,548.45	3.19%
	--	378,576,413.31	36.18%

		169,316,626.51
		22.50%

5

1		70,320,023.78	9.35%
2		50,322,200.40	6.69%
3		18,446,822.91	2.45%
4		16,654,079.42	2.21%
5		13,573,500.00	1.80%
	--	169,316,626.51	22.50%

3

	2015	2014		
	36,014,239.91	28,512,776.52	26.31%	
	79,890,621.39	63,045,848.91	26.72%	
	89,667,299.19	94,163,294.32	-4.77%	

2015

5

	2015	2013
	79	36
	4.31%	2.29%
	24,541,975.93	20,579,443.62
	2.35%	3.22%
	0.00	0.00
	0.00%	

99.86%            2014

1521.33%                            72.31%

92.18%

42.75%

296B08D82957141E153243CB409CF0D1042241C3E701CBDC /TT0 9 Tf144.42 0 Td( )TjEM/236BMD 28 BDC /C21 9 Tf4.544  
-316,624,954.83

385,705,291.09

	8					
	91,776,145.25	2.31%	27,128,435.95	1.05%	1.26%	
	17,486,099.88	0.44%	19,912,096.84	0.77%	-0.33%	
	224,183,242.53	5.64%	131,776,925.50	5.10%	0.54%	
	20,279,835.81	0.51%		0.00%	0.51%	
	562,504,400.00	14.15%	490,411,098.56	18.98%	-4.83%	
	1,023,595,047.97	25.75%	576,748,583.17	22.32%	3.43%	

2

1

721,974,200.00	38,000,000.00	1,799.93%

2


			369,274,200.00	72.31%						14,136,331.99		2015 08 28	2015-10 3
	--	--	369,274,200.00	--	--	--	--	--	0.00	14,136,331.99	--		

3

4

5

1



2014

22,997.05

8,549.35

20,839.346

4,597.05

4,597.05

19.99%

[Redacted]





BOT									
TOT+BO T		1,021	1,021	1,021	100.00%	2015 03 09	110.78		
		4,678.05	627.75	4,629	98.95%	2015 02 01	586.48		
	--	8,597.05	3,436.62	7,437.87	--	--	725.63	--	--

2012 1 6

TOT

TOT

2015 2 27

2015

( )

2

10%

			10,000,000	104,484,032. 30	39,604,476.7 2	47,558,223.7 5	15,396,396.3 2	16,887,349.8 5
			50,000,000	452,978,695. 50	155,952,572. 30	23,726,075.9 7	8,935,696.38	7,198,627.23
			26,500,000	63,337,952.8 0	32,893,222.3 6	13,051,550.5 9	6,026,237.86	5,864,818.60

30,000,000

---

--	--	--

2015 11 12

**1**

2015 08 13			<a href="http://www.cninfo.com.cn/">http://www.cninfo.com.cn/</a>
2015 09 08			<a href="http://www.cninfo.com.cn/">http://www.cninfo.com.cn/</a>
2015 11 10			<a href="http://www.cninfo.com.cn/">http://www.cninfo.com.cn/</a>

2015



---

	3						
1	2014	2014	12 31	88,226,542	,	10	1.2
		10	20				
2	2015		304,146,267		10	0.5	



			25%			
				50%		

2014 06  
23

---

--	--	--	--	--	--	--	--

1

2

72.31%

2015 11

3

50.5%

2015 10

---



---

( )			( )	( )	( )		
	2,935.42						

**1**

--	--	--	--	--	--	--	--	--	--	--	--	--	--

1.97      1.97    0.60%    1.97


2

3

4

5

1

1

	29,503,846.16	5,463,584.56
	15,283,191.69	3,743,784.45
	9440,326.27	2,327,140.2

	12,222,996.87	633,368.64
	10,446,018.63	1,433,901.85

10%

10%

**2****3**

		555,900.00	495,000.00
		163,500.00	163,500.00
		253,500.00	250,150.00
			54,100.00
	1-2	532,800.00	710,400.00
		1,505,700.00	1,673,150.00

---

--	--	--	--	--	--	--	--	--

2015 08  
10

7,200 2015 10 14

7,200

	01								
		1,000	2015	01	28	900	5		

2

3

1



**1**


3 2015 9 9  
 16,173,132  
 2015 9 7

2015-106

4 2015 12 17  
 59,549,889  
 2015-145  
 2015 12 15

1 2015 4 30  
 88,226,542  
 2014  
 10  
 2014  
 1.2  
 2014  
 10 20

2  
 2015  
 337  
 1397.0006

2015 3 18  
 2015 4 3  
 2015  
 2015 10 20  
 2015 11 5  
 2015

2015 5 21  
 12 4  
 2015 5 29  
 2015 12 31  
 [2015]3138  
 2015  
 3,600

2016 3 24  
 522,935,983.85  
 3  
 20.51 /  
 25,496,635  
 5

2016 4 13  
 12  
 2016 4 20  
 2017 4 20

2

--	--	--	--	--	--	--





**2**

2015 11 10  
13,970,006

2015 11 12

**3**

**1**



		0.33%	910,000		907,500	2,500			
10									
4									
		10							
						49,624,908		49,624,908	
						9,924,981		9,924,981	
						6,432,298			

		1994 06 30	70504046-7	

3

10		



**4**            **10%**





---

				74				68,000			68,000

,





5

5

5

			1994 06 18		
			2002 03 06		
			2005 07 04		
			2015 07		

---

			23		
--	--	--	----	--	--





---

			74		47.92	
	,		45		34.19	
			38		25.05	
			40			
			49			
			57			
			53			

---

			46		25.2	
			50		82.75	
			48		22.4	
	--	--	--	--	466.17	--







2014		0.03%	2015 04 30	2015 04 30	2015-044
2015		0.01%	2015 06 05	2015 06 05	2015-057
2015		0.01%	2015 07 02	2015 07 02	2015-068
2015		0.01%	2015 07 23	2015 07 23	2015-081
2015		0.00%	2015 08 26	2015 08 26	2015-101
2015		0.00%	2015 11 05	2015 11 05	2015-138

**2**

**1**

	18	12	6	0	0	
	18	12				

)0x P46Z04B\$

7 5.08T16N1B98MB570B4E5E7



	2016 04 22
	[2016]34010014

2015 12 31

2015

1

2

2015 12 31

2015

1

2015 12 31

	342,068,494.72	209,192,549.82
	23,397,692.24	2,597,600.00
	588,592,224.68	304,950,962.50
	120,253,643.04	41,183,386.76
	70,492,070.33	35,960,339.89
	91,776,145.25	27,128,435.95
	42,738,000.21	43,374,063.96
		1,439,324.95
	1,279,318,270.47	665,826,663.83

	2,017,657,841.72	1,579,238,138.31
	17,486,099.88	19,912,096.84
	224,183,242.53	131,776,925.50
	20,279,835.81	
	135,705,874.88	140,207,703.41
	259,395,685.75	33,564,228.87
	231,525.24	
	21,429,733.36	13,652,378.62
	2,696,369,839.17	1,918,351,471.55
	3,975,688,109.64	2,584,178,135.38
	562,504,400.00	490,411,098.56
	45,255,417.44	18,837,474.43
	461,484,926.53	

---

	397,221,409.03	23,587,106.30
	217,962,806.00	218,899,616.00
	100,000,000.00	

	442,607,704.34	381,996,823.65
	827,954,751.18	761,672,326.05
	88,273,478.21	27,265,734.47
	916,228,229.39	788,938,060.52
	3,975,688,109.64	2,584,178,135.38

2

	132,240,501.76	153,413,560.31
	979,000.00	2,597,600.00
	245,838,367.95	231,963,523.13

	23,695,190.58	24,259,499.14
	12,540,898.54	10,544,198.73
	1,674,622,615.77	884,803,043.20
	2,666,918,013.91	1,641,983,049.88

---

	5,342,929.98	5,665,974.06
	8,155,000.00	5,700,000.00
	362,506,540.45	236,137,119.73
	2,138,297,898.47	1,142,622,016.48

---


---

--	--	--

---

	6,320,646.30	5,700,740.51
	81,016,932.50	60,917,631.61

---

	37,698,167.08	23,578,844.09

5

	1,034,724,010.55	915,800,388.43

---

	138,897,250.69	120,398,835.75
	74,603,129.19	38,968,146.59
	143,323,224.83	89,851,285.21

---


	96,616,269.07	93,771,980.69
	799,227.42	
	937,895.23	2,293,684.88
	1,267,757,334.49	888,095,338.08

---

	79,030,400.62	120,181,404.18
	5,661,002.28	8,991,775.72
	612,064,460.00	26,600,000.00
	162,022,765.50	172,476,107.84
	779,748,227.78	208,067,883.56
	-700,717,827.16	-87,886,479.38





	,542.0 0	376.55	60	027.84
---	-------------	--------	----	--------



1



" " " "

5

5





"

"

'CtCt

---

**8**

**9**

**10**



A = 1/2 Ct x 1 9 OL\$ ,, •\*( X!÷ l<ÿ,ú Ä v \_ È § 8%• • ÝCt5ÿ,yCt ÔF"%"•

™ P CO6Ñ 1C Ý #r-ÅCq•QN' —7- M•AÑGÓrÑ=¼ Ct x 5Ct È

8 "& P \_Đ= 5 XDKŠ CE , / a, '-e,,AÔñ ñ5 = 5 @MwÿJ>Û @fÀÊ<47T9Àx!'BxXD •5 B 0GV Q†r%δPDy•6`zd5dÙ RxpT7 7QÚ"Ú

3 GÑÀ žœ Ò•"ÿ I7- M•AÑÙµ ÀfdGñÀÕ, pPflúðy8 6<1 † Í"N' L@fdG6O3 , / a, 'X€fo l<ÿ,ú Ä





**11**

**1**



**3**


14

" "

" " " "

" "

"

" " " "

" "

--

--

"

"

**16****1****2**

		15 35	3	2.77 6.47
		6 15	3	6.47 16.17
		5 8	3	12.13 19.40
		5 8	3	12.13 19.40
		5 10	3	9.70 19.40

**3****17**

" "

**18**

**19**

**20**

**21**

**1**



24

1

2

**新刊書籍**

"

"

**26**

27

28

" — "

"

**29**

**1**

**2**

**30**

**/**

5

**31**

**1**

**2**

5

**32**

5





25%

25%

3

1

	91,998.25	121,648.08
	299,765,602.62	188,251,436.45
	42,210,893.85	20,819,465.29
	342,068,494.72	209,192,549.82

5 5

2

--	--	--

3

4

1

	23,397,692.24	2,597,600.00
	23,397,692.24	2,597,600.00

2

--	--

---

**3**

	48,786,685.62	

2	3	52,362,500.78	10,472,500.16	20.00%
3	4	16,938,752.43	8,469,376.21	50.00%
4	5	766,430.50	383,215.25	50.00%
5		196,371.00	196,371.00	100.00%

2

6,248,577.96

--	--	--

3

--	--

--	--	--	--

4

5

5

5

5

6

**6****1**

1	106,551,426.61	88.61%	36,618,347.03	88.91%
1 2				

**2****1**

( )				
-----	--	--	--	--

**9****1**

	76,667,2		6,175,16		70,492,07	38,765,			
	37.11		6.78		0.33	404.10			

**2**

2,896,888.33

--	--	--

**3**

		3,900,000.00		5.09%	117,000.00
		2,941,561.60		3.84%	88,246.85
		2,000,000.00		2.61%	60,000.00
		1,659,777.00		2.16%	49,793.31
	--	23,101,338.60	--	30.13%	693,040.16

6

		4,362,885.54	1	2016 4,362,885.54
	--	4,362,885.54	--	--

7

8

10

1

	9,212,603.70		9,212,603.70	9,117,420.96		9,117,420.96
	11,549,549.12		11,549,549.12	10,284,185.17		10,284,185.17
	1,746,119.93		1,746,119.93			
	69,267,872.50		69,267,872.50	7,726,829.82		7,726,829.82
	91,776,145.25		91,776,145.25	27,128,435.95		27,128,435.95

2


3

4

	968,906,876.62
	111,009,241.98
	1,010,648,246.10
	69,267,872.50

11

--	--	--	--	--

12

	42,738,000.21	43,374,063.96
	42,738,000.21	43,374,063.96

13

--	--	--

14

1

	532,041.14	532,041.14		532,041.14	532,041.14	
	532,041.14	532,041.14		532,041.14	532,041.14	
	532,041.14	532,041.14		532,041.14	532,041.14	

2

--	--	--	--	--

3

GOLDEN TRUECO LTD( )	532,041.14			532,041.14	532,041.14			532,041.14	24.00%	
	532,041.14			532,041.14	532,041.14			532,041.14	--	

4

	532,041.14			532,041.14
	532,041.14			532,041.14

5

--	--	--	--	--	--	--



2

3

5 5

5

5

"

5

"

			/			
1		BOT	5.5	25	2001.8.22	
2		BOT	5	30	2013.4.9	
3		BOT	10	29	2002.1.23	
				25	2006.3.27	
4		BOT	8	28	2007.11.14	
5		BOT	2	30	2008.3.20	
6		BOT	0.5	26	2009.6.26	

7



4		113,462,184.45	106,210,569.60		6,487,934.83
5		22,439,822.97	20,106,041.46		1,006,657.32
6		9,174,484.47	8,490,165.31		572,992.80
7		79,615,722.05	72,751,970.43		4,085,412.73
8		60,916,821.63	101,871,454.19		5,319,733.01
9		34,043,932.40	30,818,930.75		1,692,144.21
10		23,581,194.29	24,953,687.12		1,588,540.81
11		63,949,422.04	59,914,548.17		3,232,838.72
12		129,426,933.82	123,012,757.78	96,218,221.46	3,836,343.09
13		218,636,804.08	183,567,246.80		9,417,153.44
14		30,000,000.00	43,074,658.70	28,455,298.33	2,788,237.24
15		13,018,000.00	12,629,192.00		783,818.17
16		62,461,901.98	53,725,548.48		2,960,668.37

				2015.12.31	
1		2,463,793.68	2,659,418.88	32,029,317.51	2,463,793.66
2		1,206,447.71	3,966,409.79	64,648,974.73	1,276,259.75
3		3,655,382.45	4,719,277.43	85,080,089.24	3,849,651.32
4		2,233,666.17	6,487,934.83	103,976,903.43	2,370,112.73
5		506,056.99	1,006,657.32	19,599,984.47	538,437.83
6		304,116.87	572,992.80	8,186,048.44	246,842.02
7		2,369,970.06	4,085,412.73	70,382,000.37	2,633,587.18
8		2,577,897.95	5,319,733.01	99,293,556.24	

31		-	-	10,572,371.52	-
32		-	-	32,000.00	-
33		-	-	72,820,971.00	-
34	PPP			6,805,330.17	
		45,998,073.30	86,198,615.95	1,964,759,618.71	42,738,000.21

17


18

1

2

3



Ä 3

2.	30,256,514.83	5,666,290.80	4,873,872.25	3,685,139.67	1,373,978.98	45,855,796.53
1	5,650,458.65	2,978,928.19	1,126,856.17	1,368,585.37	1,015,591.97	12,140,420.35
(2)						
(3)	24,606,056.18					

3

--	--	--	--

BOT	16,489,576.60		16,489,576.60			
	103,386.55		103,386.55			
	20,279,835.81		20,279,835.81			

**2**

**21**

--	--	--

**22**

--	--	--

**23**

**1**

**2**

1

2.	14,605,322.30		7,280,990.55	115,377,697.75	2,943,692.81	140,207,703.41

2

--	--	--

			/			
1		BOT	0.4	30	2009.1.19	
2		BOT	5.0	28	2005.8.9 2009.1.23	



5 5 5 5

5

55

5

5

5

5

5

5

5

5

5

5 55 5

5

**28**



249,585.09

18,059.85

2

	3,104,333.12	465,649.97		
	75,718,986.21	10,011,227.16	50,415,091.36	6,482,786.61
	78,823,319.33	10,476,877.13	50,415,091.36	6,482,786.61

3

		21,429,733.36		13,652,378.62
		10,476,877.13		6,482,786.61

4

--	--





	89,946,737.80	27,009,555.88
	371,538,188.73	284,442,899.31
	461,484,926.53	311,452,455.19

**2**      **1**

	21,292,906.00	
	4,873,723.85	
	3,929,639.21	
	30,096,269.06	--

**36**

**1**

--	--	--



38

	12,554,232.53	5,590,606.17
	4,379,480.69	1,498,718.79
	9,329,290.63	4,061,668.66
	1,058,704.61	547,517.05
	854,443.04	478,845.22
	1,068,840.29	332,039.71
	379,139.35	224,077.42
	58,760.49	162,030.65
	182,350.94	19,380.47
	29,865,242.57	12,914,884.14

39

	766,393.44	
	766,393.44	

--	--	--

40

--	--	--

1

41

1

--	--	--

---

--	--	--	--	--	--	--	--	--	--	--	--

45

1

	901,283,000.00	501,400,000.00
	328,274,853.97	263,248,199.17
+	10,000,000.00	20,000,000.00
	-215,962,806.00	-207,899,616.00
	1,023,595,047.97	576,748,583.17

5

α μ ` O, ' O!nNí § 560062938>Tj /2C8>200<0T1 10.5 Tf 31.5

5

5

**46**

**1**

--	--	--

**2**

**3**

**4**


47

1

BOT		

49





56

		193,626,039.80		193,626,039.80
		193,626,039.80		193,626,039.80

57

	44,141.60	-340,716.73			-246,372.27	-94,344.46	-202,230.67
	44,141.60	-340,716.73				-94,344.46	-202,230.67
					-246,372.27		
	44,141.60	-340,716.73			-246,372.27	-94,344.46	-202,230.67

---

	28,972,912.25	3,769,816.71		32,742,728.96
--	---------------	--------------	--	---------------

**60**

		381,996,823.65	332,353,494.63
		381,996,823.65	



65

	90,033,480.37	93,945,126.96
	354,410.55	226,349.37
	3,797,953.27	6,169,262.65
	1,677,364.38	905,119.77
	655,988.40	277,011.44
	937,895.23	846,275.69
	-282,700.43	
	89,667,299.19	94,163,294.32

66

	9,145,466.29	6,384,005.79
	9,145,466.29	6,384,005.79

67

--	--	--

68

	88,475.43	1,019,339.42
		829,217.49
	1,938,019.18	
	2,026,494.61	1,848,556.91

69

		928.18	
		928.18	
	2,820,771.28	2,196,730.75	2,820,771.28
	8,382,986.22		8,382,986.22
	19,213,370.19		
	13,862.19	20,384.23	13,862.19
	30,430,989.88	2,218,043.16	11,217,619.69

								/
						1,000,000.00	1,000,000.00	
						496,000.00		
(						445,000.00	300,000.00	
)								
2015						200,000.00		
						187,600.00		

---

						138,000.00		
						100,000.00		
						12,000.00	127,000.00	

A

3,461.27	19,379.31
3,461.27	17,707.65
	1,671.66
497,000.00	959,000.00
6,832.22	342,802.26
507,293.49	1,321,181.57

20,906,968.06	16,446,740.58
2,474,588.50	1,049,097.98
23,381,556.56	17,495,838.56

	104,838,348.90
	15,725,752.34
	4,315,765.48
	-3,311,044.67
	5,647,817.60
	-90,865.68
	1,118,954.92

73

1

	2,375,771.28	2,918,043.16
	1,677,364.38	905,119.77
	11,698,512.42	24,401,854.88
	63,764,163.81	25,425,664.53
	1,800,000.00	5,650,000.00
	47,847,707.80	15,236,959.83
	129,163,519.69	74,537,642.17

--	--	--

5

	2,900,000.00	
	2,900,000.00	

6

937,895.23	793,684.88
	1,500,000.00
937,895.23	2,293,684.88

1

--	--	--

---

	3,765,316.40	485,602.07
	49,640,105.14	-9,598,594.59
	-652,212,381.53	-268,730,381.19
	85,166,888.94	142,339,526.44
	-316,624,954.83	33,141,734.37

**4**

	299,857,600.87	188,373,084.53
	91,998.25	121,648.08
	299,765,602.62	188,251,436.45
	299,857,600.87	188,373,084.53

**75****76**

	42,210,893.85	

5

78

79

1

1

EMQ

258 5258 5EM

	2015 10 12	369,274,200. 00	72.31%		2015 10 31		93,370,355.1 8	19,549,622.4 5

5

5 55

**3**





6

1

1



---

					92.38%	
				100.00%		
				100.00%		
				70.00%	30.00%	

---

				95.83%		



	1,940,35	67,286,5	69,226,9	9,116,84	27,216,8	36,333,6	1,453,94	56,370,8	57,824,7	22,725,7	2,742,45	25,468,2
	6.28	47.69	03.97	9.68	31.95	81.63	6.73	48.92	95.65	52.17	6.94	09.11

15,728,8 19,527,2 35,256,0 3,360,77 19,301,6 22,662,4 7,263,90 20,092,7 27,356,6  
08.51 14.77 23.28 4.38 76.82 51.20 1.91 29.04

---

	4,898,778.27	341,585.44	341,585.44	730,790.17	5,350,357.16	1,192,238.66	1,192,238.66	698,975.55

4,723,214.73 1,910,408.81 1,910,408.81

**3****1**

				30.00%		

--	88,475.43	1,019,339.42
--	88,475.43	1,019,339.42

**5**

**6**

--	--	--	--

**7**

**8**

**4**

				/

**5**

**6**


	--	--	--	--
	--	--	--	--

2

3

4

5

6

7

8

9

	210,816,909.87	284,338,949.20
	64,259,243.84	86,585,715.32
	69,719,833.91	92,250,976.82
	26,100,374.52	52,007,547.01
	50,737,457.60	53,494,710.05
	69,378,639.61	91,954,609.66
	69,378,639.61	91,954,609.66
	83,295,632.84	86,399,965.96
	83,295,632.84	86,399,965.96
	363,491,182.32	462,693,524.82

1

--	--	--	--	--	--

			8,281	41.91%	41.91%
--	--	--	-------	--------	--------

2

1

3

3

	2015 1-9

4


		19,658.12	39,419.81
		11,650.49	
		383,589.74	181,025.64
		550,000.00	

**2** / /

/


/	/	/	/	/	/	/
---	---	---	---	---	---	---

4

--	--	--	--	--

	8,000,000.00	2015 04 02	2016 03 05	

50,000,000.00 2015 07 03 2016 07 02



5

5

5


5 5

5

5 5

5

5



5

5

5

5

T "





---

**8**

**6**

**1**








1

2

1

" "

" "

" "

5 5

5

5

55

2

3

1

--	--	--	--

2

3

4

5

5

5

5 5

**1**

**1**





	263,018,006.53	100.00%	17,179,638.58	6.53%	245,838,367.95	245,256,673.30	100.00%	13,293,150.17	5.42%	231,963,523.13
	263,018,006.53	100.00%	17,179,638.58	6.53%	245,838,367.95	245,256,673.30	100.00%	13,293,150.17	5.42%	231,963,523.13

1			
		184,460,218.12	3.00%
1		184,460,218.12	3.00%
1 2		50,883,895.60	10.00%
2 3		24,282,789.81	20.00%
3 4		3,229,306.50	

3

--	--

--	--	--	--	--	--

4

5 5

5

6

2

1

	504,805, 873.94	100.00%	4,781,77 9.35	0.95%	500,024,0 94.59	308,911 ,698.47	100.00%	2,347,621 .46	0.76%	306,564,07 7.01
	504,805, 873.94	100.00%	4,781,77 9.35	0.95%	500,024,0 94.59	308,911 ,698.47	100.00%	2,347,621 .46	0.76%	306,564,07 7.01

1			
	39,426,449.25	1,182,793.55	3.00%
1	39,426,449.25	1,182,793.55	3.00%
1 2	9,307,018.63	930,701.86	10.00%
2 3	3,001,561.02	600,312.20	20.00%
3 4	1,595,921.35	797,960.68	50.00%
4 5	213,415.00	106,707.50	50.00%
5	1,163,303.56	1,163,303.56	100.00%
	54,707,668.81	4,781,779.35	8.74%

2

2,434,157.89

--	--	--

3

--	--

--	--	--	--	--	--

4

--	--	--

	450,098,205.13	273,216,709.65
	40,926,438.66	23,772,553.69
	9,701,007.70	10,115,789.79
	4,080,222.45	1,806,645.34
	504,805,873.94	308,911,698.47

## 5

		3,900,000.00		0.77%	117,000.00
		2,941,561.60		0.58%	88,246.85
		2,600,000.00		0.52%	78,000.00
		2,000,000.00		0.40%	60,000.00
		1,659,777.00		0.33%	49,793.31
	--	13,101,338.60	--	2.60%	393,040.16

## 6

--	--	--	--	--

---

	9,336,265.56		9,336,265.56	19,912,096.84		19,912,096.84
	1,308,533,408.83		1,308,533,408.83	586,509,556.13		586,509,556.13

**1**

--	--	--	--	--	--	--

---

	20,000,000.00			20,000,000.00		
	10,000,000.00			10,000,000.00		
	22,487,595.06			22,487,595.06		■



**3****4**

	593,587,357.32	504,561,844.76	652,003,710.35	565,710,882.04
	1,852,724.19		1,975,609.51	7,839.00
	595,440,081.51	504,561,844.76	653,979,319.86	565,718,721.04

**5**

	-354,410.55	
	-1,287,940.07	
	1,452,312.44	
	-16,390.65	
	8,106,105.78	--

1

1

2

		/	/
	9.45%	0.26	0.26
	8.43%	0.24	0.24

3

1

2

3

4

